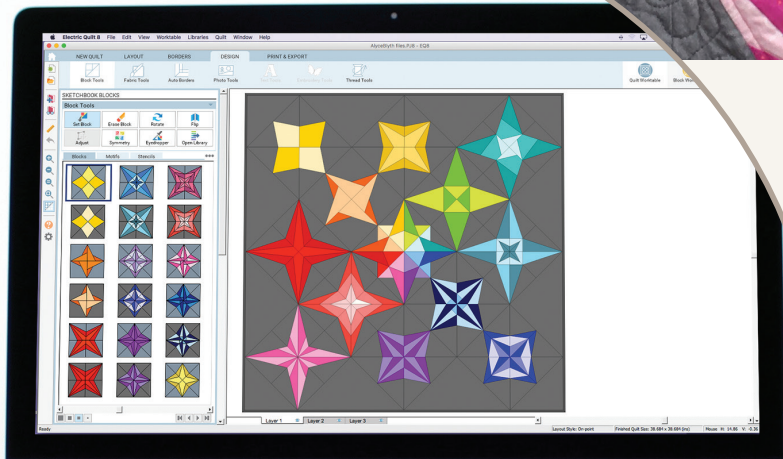


ELECTRIC QUILT

Wholesale Catalog




Quilt was designed in EQ software by Alyce Blyth.



"EQ8 software helps my quilt design ideas come to life! With this powerful program, I am able to quickly sketch out and colour in my ideas... and just as quickly change things around to try something else."

*~ Alyce Blyth
Pattern designer,
author, and EQ8 user.
BlossomHeartQuilts.com*





Design with...

Electric Quilt 8 (EQ8)

Complete Quilt Design Software

Full version: \$239.95 • Download only (Windows® and Mac®)

Put away the pencil, paper, and calculator and start designing your next quilt with Electric Quilt 8 software! EQ8 is an industry-favorite, allowing you to turn your ideas into beautiful masterpieces.


SYSTEM REQUIREMENTS:

- **Windows®:** 8 or newer
- **Mac®:** High Sierra (10.13) or newer

EQ8 is a single-user license and single-platform installation. See the EQ8 Migration Kit (on page 5) for installing on both Mac® and Windows®.

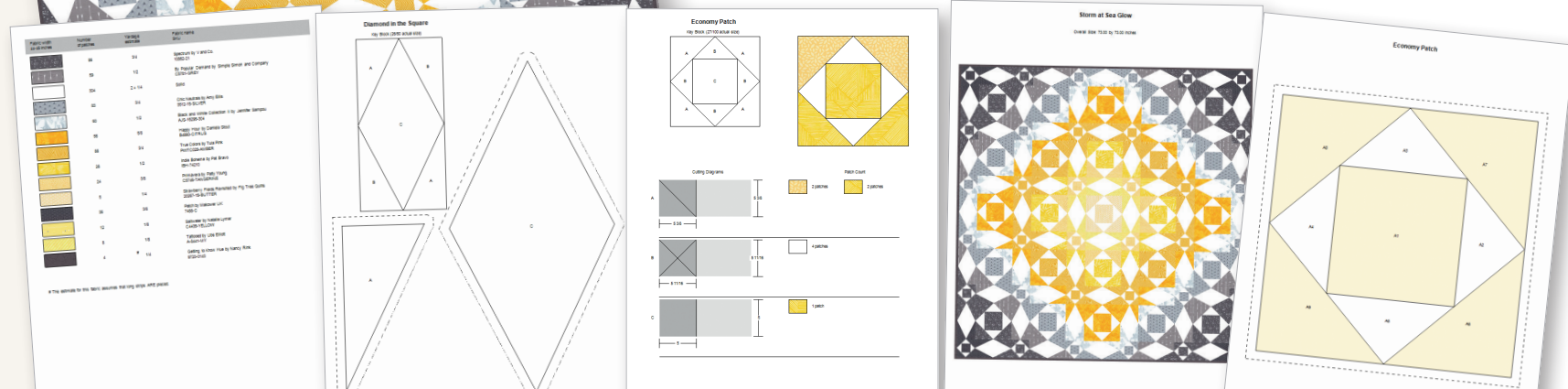


Internet access is required for activation, deactivation, periodic validation, and using help resources. You can be disconnected from the internet during normal use.

EQ8 can be installed on as many computers as you wish, but only two computers may be active at a time. Activations can be easily transferred between computers.



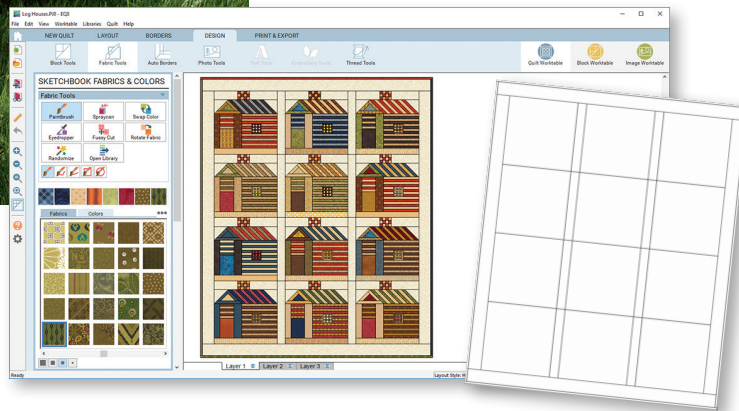
The quilt shown is from a Quick Quilt project included with EQ8. Quick Quilts are themed-starter projects for medallions, quilt labels, t-shirt quilts, and more!

Best of all, you can print your patterns in ANY size! PLUS, fabric yardage and fat-quarter estimates are built into the program.





This beautiful quilt started with such a simple layout. EQ8 allows you to see the finished quilt before you cut a single piece of fabric!



See Your Quilt Before Cutting Fabric

Electric Quilt 8 gives you the tools to design your quilt at any size. Start with a **layout from the library**, or choose a pre-designed **Quick Quilt project** for instant inspiration.

For complete control, **design your layout from scratch!** Choose any layout style—from **traditional**, to **modern**, to a **completely custom design**. Adjust your settings to make your quilt exactly as you like.

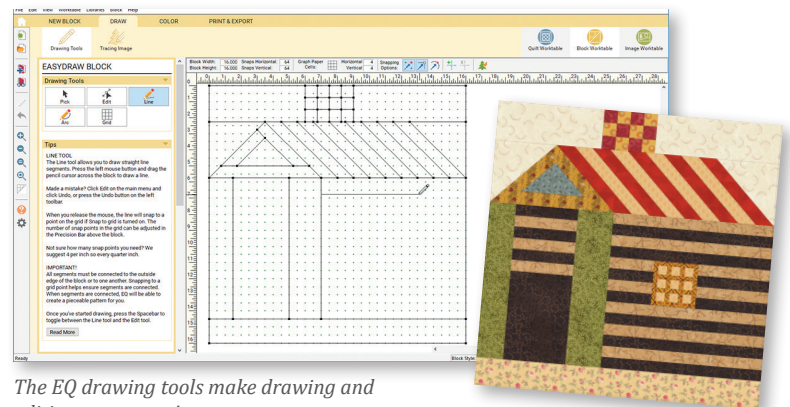
EQ8 includes:

- 11 Quick Quilt projects
- 22 border styles
- 290 pre-designed borders
- 540 layouts
- 6,700 blocks
- 6,200 fabrics
- 4,000 embroidery designs
- 4,000 threads
- 200 photos

Draw Quilt Blocks of All Sizes and Styles

EQ8 has full drawing capabilities for **pieced blocks**, **applique blocks**, and even blocks that are a **combination of the two!** You can draw your block from scratch, use the built-in grids, or use a photo as a guide for tracing a block. Keep things simple...use the Serendipity feature to create blocks without drawing at all!

Drawing blocks is not for everyone. That's why EQ makes it so easy! Start with any of the 6,700+ blocks in the built-in library. Use them as they are, or change them to add your own personal touch.



The EQ drawing tools make drawing and editing super easy!



Start with THOUSANDS of Library Blocks, Fabrics, and More!

EQ8 is packed with everything you need to create your quilt. Each library is organized for quick browsing. **Use the search feature to find the perfect addition to your quilt.** Save your most frequently used library designs, your imported fabrics, and your carefully drafted blocks into a **Favorites Library** so you can access them at any time!

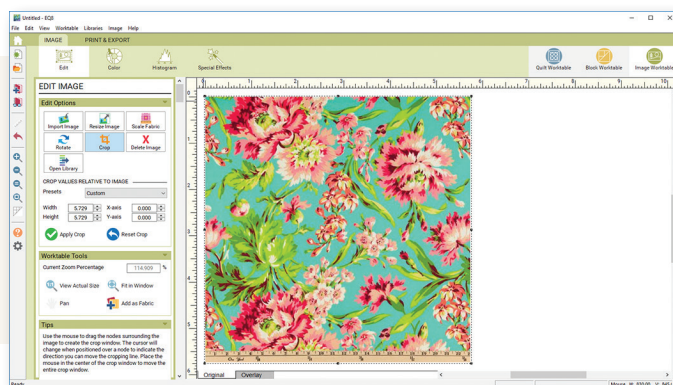
The Fabric Library has over 6,200 scanned fabrics. Each fabric is labeled with designer and manufacturer name, as well as SKU number so you can locate the actual fabric in the stores.

The Block Library is full of over 6,700 pre-drawn designs. Use these blocks as they are or edit them however you wish.

EQ8 Loves Fabric!


Import your personal fabric stash into the EQ8 Fabric Library so you can see it in your quilt, before you get the scissors out. Scan the fabric or take a picture of it, then import the JPG file into EQ8.

Use the scaling, straightening, and cropping tools to make sure your fabric looks as accurate as possible. Or, simply download fabric images from a website, then import into EQ8.



Print the Blocks so You Can Start Sewing!


Print patterns for the blocks in your quilt. EQ uses the sizes you defined for the blocks and adds the seam allowance, where necessary. Choose to print **templates**, **foundation patterns**, **rotary cutting charts**, and colored or outline pictures of your blocks and quilts. EQ8 prints patterns in any size you need. Adjust your seam allowance or turn it off for fusible applique.



EQ8 prints templates, rotary cutting charts, and foundation patterns in any size you need. Adjust your seam allowance or turn it off for fusible applique.


Print Yardage Estimates

Get **yardage estimates** for your quilt, including borders! You choose the appropriate fabric width to get the most accurate requirements. **Using fat quarters? No problem!** If you make changes to your quilt, your yardage automatically updates. **No math involved!** Printouts include the fabric name and SKU.



Export Images for Print, Web, and Facebook

Are you submitting your quilt design to a magazine? EQ8 exports high-resolution images perfect for print publications. Export web images to post on your blog, website, or on social media. Link your Facebook account to EQ8 so you can easily share images of your designs with your friends and followers.



EQ8 Migration Kit

\$24.95 • Download only

This option allows current EQ8 owners to run EQ8 on both Windows® and Mac® platforms. **For existing EQ8 users only.**

Upgrade from Previous EQ Versions

Pricing Varies • Download only

Do you own EQ7 or EQ Mini software? Upgrade to EQ8 at a discounted price at ElectricQuilt.com. Before purchasing, you are required to enter your current EQ license ID and license password to verify that you own EQ software. *Contact our office for information on upgrading from older versions of EQ.*

"In EQ8..."

I can design my blocks, try them in multiple layouts, and play with different color palettes all on the computer before I start cutting into my fabric. It allows me to be more productive, and happier with my finished product."

~ Amy Friend

Author, teacher, designer, and EQ8 user.
DuringQuietTime.com


*Quilt was designed in EQ
software by Amy Friend of
DuringQuietTime.com.*



Education perfect for you...

Companion Books for EQ8 Software

The EQ8 lesson books are the perfect way to become familiar with your EQ8 software. Learn the basics, learn the tips and tricks, and learn specific features! Choose the book that best fits your needs, or collect them all! Each book stands alone — there are no prerequisites! Check ElectricQuilt.com for more details about each book.



EQ8 Lessons for Beginners

Written by The Electric Quilt Company

Item #: B-8LESSON

\$29.95 • 128 pages, spiral bound, full color

Our best-selling EQ8 Companion Book!

This step-by-step lesson book is the best starter book for learning EQ8 software. The lessons are easy to follow and cover the basics of each of the three main worktables. You will design quilts, draw blocks, import fabric scans, print patterns, and calculate yardage estimates. Even if you've owned earlier versions of EQ, this book will introduce new features, while energizing your approach to quilt design.

EQ8 Lessons for Beginners

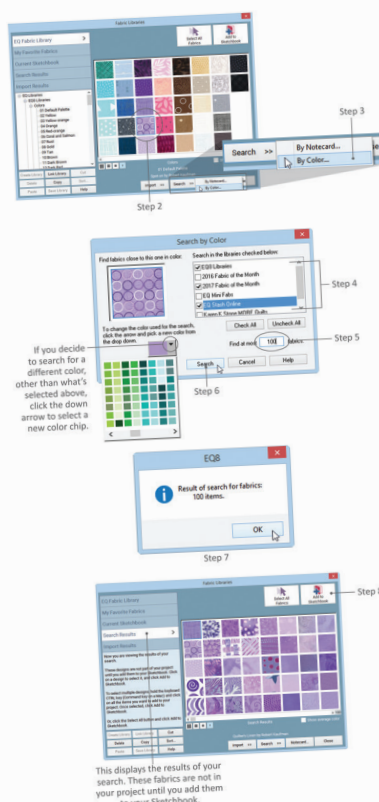
SEARCHING FOR FABRICS BY COLOR

Many times when you're designing, you'll want to find a family of fabrics that are a similar color. EQ can help.

1. Click Libraries on the main menu > Fabric Library.
2. Browse through the fabrics and click on any fabric that you want to use for the search.
3. Click Search > By Color. The Search by Color dialog box will display giving options for searching. The fabric you had selected in the library will be the current search color.
4. Put a check next to all the libraries you want to search. This list will show EQ8 and any other libraries you may have linked to your program.
5. Enter the number of fabrics you want from the search. The default is 50 and the allowable numbers are 1 to 999.

If you would like to change the search color, click the down arrow next to the color chip. Scroll to see all the available colors. Click on a color to change the search to the color.

6. Click the Search button.
7. A message will display indicating how many fabrics were found. Click OK.
8. The results will appear. Notice the library button changes to Search Results.
9. Add any fabrics that you want to your project by clicking the Add to Sketchbook button.



This displays the results of your search. These fabrics are not in your project until you add them to your Sketchbook.

Chapter 4: Important to Know—Yet Just for Fun

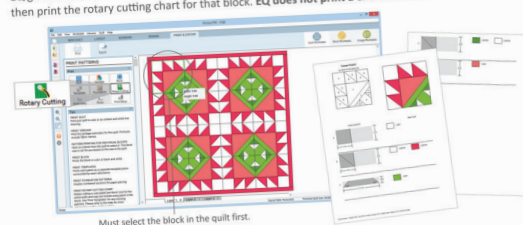
UNDERSTANDING ROTARY CUTTING CHARTS IN EQ

Using a rotary cutter is essential to quilting today. It's important to understand a few of the special aspects of EQ's Rotary Cutting Charts before you use them to achieve success and avoid frustration.



One Block at a Time

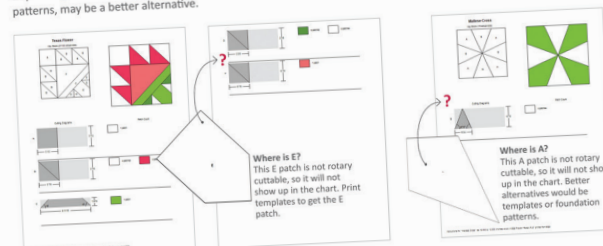
EQ gives rotary cutting charts for a block. If you're printing from the Quilt Worktable, you'll need to select the block first, and then print the rotary cutting chart for that block. EQ does not print a chart for a whole quilt.




Must select the block in the quilt first.

Not All Patches are Rotary Cuttable

EQ does not give results for all shapes. Kite shapes are one example. These shapes will be lettered in the Key Block but not listed in the chart. This is not a mistake. EQ intends for you to use templates for any patches not included in the chart. Depending on the number of patches that may be missing, selecting a different pattern type, like templates or foundation patterns, may be a better alternative.








EQ8 Designing Quilts

Written by Multiple EQ Users

Item #: B-8QUILT
\$29.95 • 136 pages, spiral bound, full color

Quilt Design Tricks from EQ8 Experts

Learn EQ8 quilt-design secrets directly from EQ experts. Each step-by-step lesson is like taking a class in your home. Perfect for EQ8 users at any learning stage—beginning, intermediate, or advanced. Increase your knowledge of the tools and features, discover new tricks to help make your creativity a reality, and then use all of this information as inspiration to plan and design your own amazing quilts!



Learn valuable EQ8 skills you can use in your own quilts by creating these fun designs (and more!). Quilts shown: Mexican Tiles Quilt by Jo Moury, Sailboat Wall Hanging by Kerry Goulder, Negative Space by Amy Friend, and Bobcat Pride T-Shirt Quilt by Jenny Novinsky.

Hands-on Classes

EQ Academy is a multi-day workshop, hosted by The Electric Quilt Company, dedicated to learning the ins and outs of Electric Quilt 8 (EQ8) software. This fun and educational event will give you the tools you need to get the most out of your EQ8, while building lasting friendships! Classes are offered as full-day (6 hours) and half-day (3 hours) options.

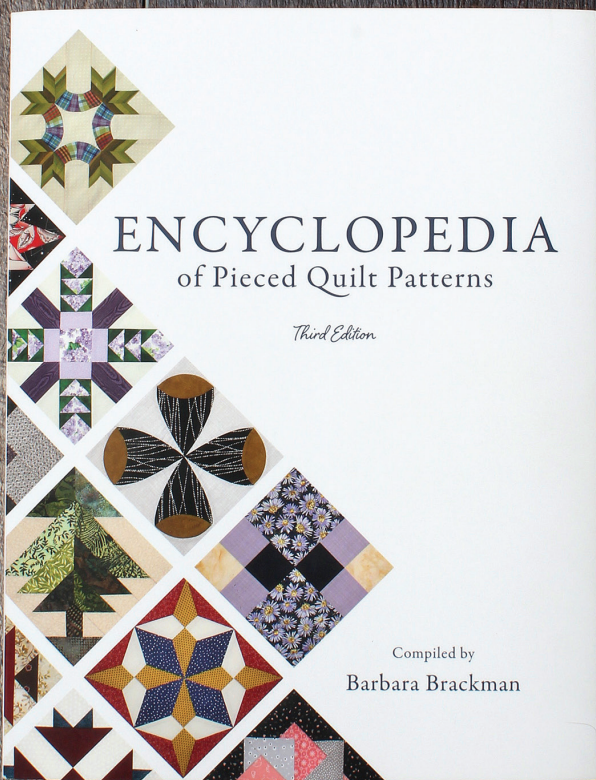


EQ staff helping students at EQ Academy.


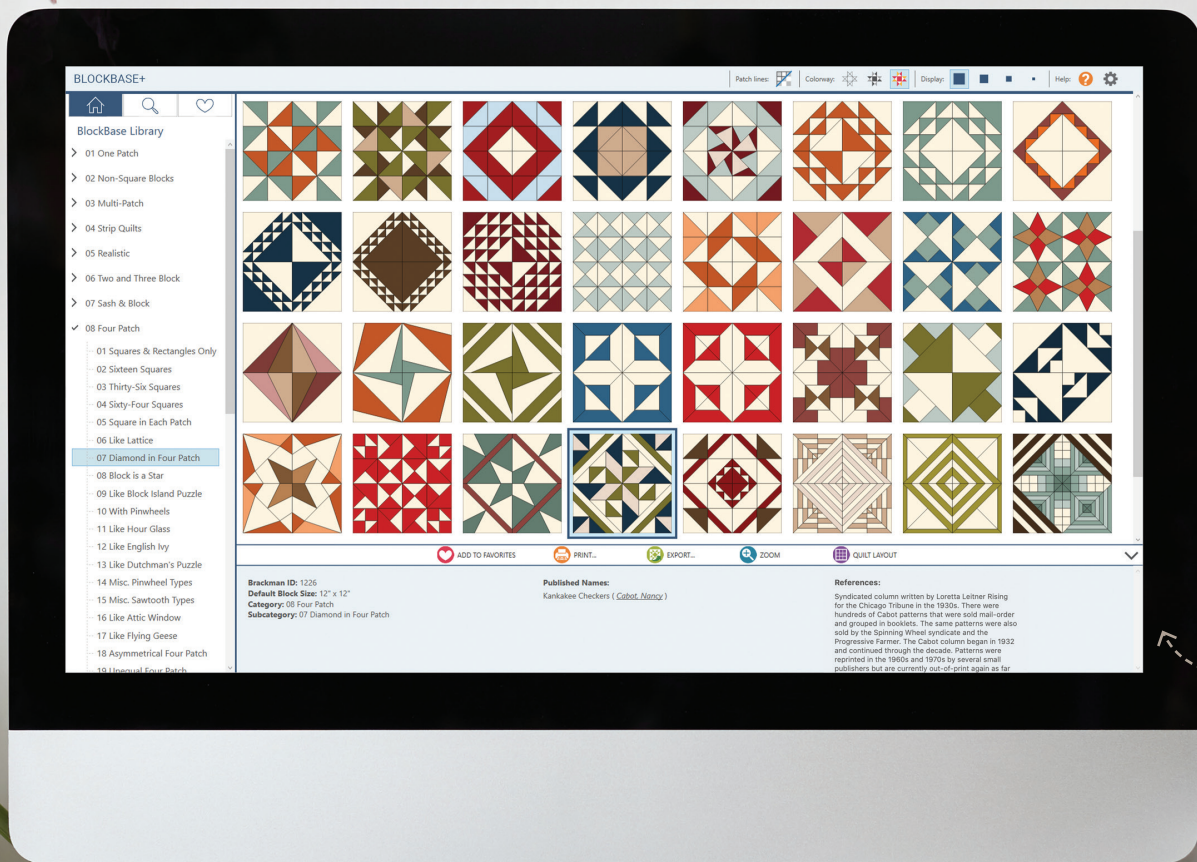
- **Location:** Perrysburg, OH
- **Dates:** Usually Spring and Fall sessions
- **Learn more at ElectricQuilt.com.**



Students enjoying a break at EQ Academy.



All 4,264 quilt blocks and historical information are included in the Encyclopedia book and in the BlockBase+ software!



Classics from Barbara Brackman...

The Perfect Pair



Encyclopedia of Pieced Quilt Patterns

Book compiled by Barbara Brackman

Item #: B-ENCYC

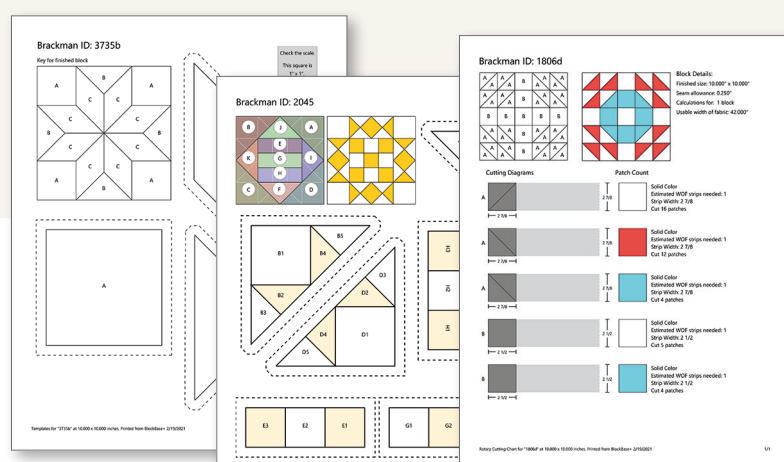
\$59.95 • 522 pages, softcover with flaps, perfect binding, full-color content

Barbara Brackman's classic quilter's resource, the *Encyclopedia of Pieced Quilt Patterns*, is fully modernized, **updated with 161 new blocks**, and presented in **full color** for the first time in this third edition! All of the 4,000+ pieced quilt block patterns found in this book are illustrated with both a **line drawing and sample color suggestions**. Quilters, quilt historians, and textile enthusiasts will love the detailed information on pattern names and publication sources included with each block pattern.



Preview pages of the Encyclopedia book.


The *Encyclopedia* is a great resource for block identification while BlockBase+ provides printouts and SVG files for all the blocks! (Sewing instructions not included.)



BlockBase+ template printout

BlockBase+ foundation pattern printout

BlockBase+ rotary cutting printout



BlockBase+

Software by The Electric Quilt Company

\$119.95 • Download only (Windows® and Mac®)

This stand-alone software is the perfect companion to Brackman's *Encyclopedia*. Print **templates**, **foundations**, **rotary cutting charts**, and export **image and SVG files** for all 4,000+ blocks, in any size you like! Have fun searching by name or published source, or simply scroll through the categories. Blockbase+ is the perfect **easy-to-use software program** for anyone who loves quilt blocks. *Purchase includes a single-user license for Windows® and Mac®.*

SYSTEM REQUIREMENTS:

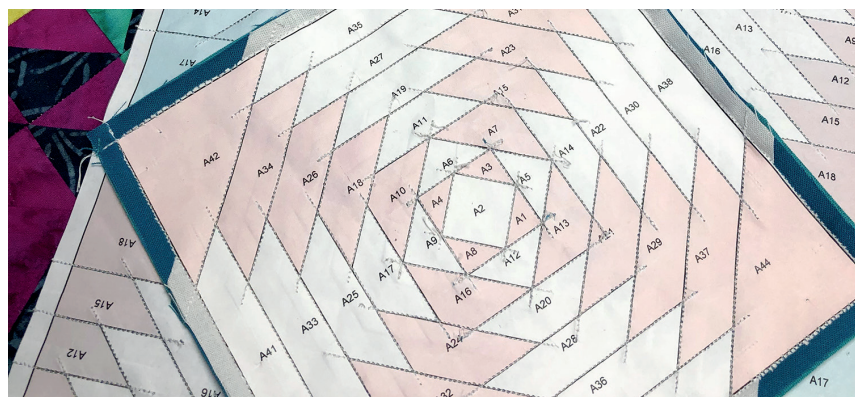

- Windows 10
- macOS Big Sur (11), Catalina (10.15), Mojave (10.14)
- Internet access

See full system requirements at ElectricQuilt.com.



*"I used the
EQ Printables
Quilter's
Newsprint for
the first time —
I love it, no
shrinkage when
ironing and easy
to remove."*

~ Susan R. Polan



EQ Printables...

Inkjet Fabric

Print sharp, photo-quality images onto this amazingly soft inkjet fabric. Take photos with your camera or use a scanner for old hand-written letters, a child's artwork, or any cherished item you'd like to use in your next project. Once printed, let the ink dry, peel off the plastic backing, and soak. When the fabric dries, sew! It's that easy! **(For inkjet printers only!)**



Cotton Basic Inkjet Fabric 200 thread count

6 (8½" x 11") sheets/pack • **\$23.95**
 25 (8½" x 11") sheets/pack • **\$79.95**
 6 (11" x 17") sheets/pack • **\$44.95**
 25 (11" x 17") sheets/pack • **\$142.95**
 6 (13" x 19") sheets/pack • **\$55.95**
 25 (13" x 19") sheets/pack • **\$182.95**
 8½" x 120" roll • **\$38.95**

VERSATILE! Cotton Basic is the most versatile EQ Printables fabric sheet, perfect for quilt labels, pillows, memory quilts, fabric scrapbooks, and more! The warm-white fabric makes photo-complexions glow. Cotton Basic is 200-thread count, 100% cotton fabric.

Cotton Lawn Inkjet Fabric 240 thread count

6 (8½" x 11") sheets/pack • **\$26.95**
 25 (8½" x 11") sheets/pack • **\$88.95**

SOFT! Cotton Lawn is the softest, best-quality printable quilt-weight fabric perfect for your finest quilts and other heirloom projects. Great for photo quilts, especially those that will be quilted by machine or by hand. Cotton Lawn is 240-thread count, premium 100% combed-cotton fabric.


Cotton Satin Inkjet Fabric 283 thread count

6 (8½" x 11") sheets/pack • **\$26.95**
 25 (8½" x 11") sheets/pack • **\$88.95**

DURABLE! Cotton Satin's high thread count produces great-quality photos for any projects needing a bit more durability, such as tote bags, pillows, t-shirt quilts, and wearables. Cotton Satin is 283-thread count, premium 100% fine-combed cotton satin-weave fabric.

Try a Sample!

Order the Sample Pack to find the best fabric for your project! Includes 2 sheets of each thread count!



Quilter's Newsprint

Perfect for foundations and quilting

\$11.95 • 100 (8½" x 11") sheets/pack

Lightweight newsprint paper • Quilter's Newsprint is perfect when precision makes all the difference! Print quilting stencils and paper-piecing patterns on any printer or copy machine without smearing. Sew directly over the newsprint and then tear away the paper to reveal clean and precise lines without creating a paper mess or pulling up thread. Or, use a light box to trace your favorite shapes and patterns from books and magazines.

With Quilter's Newsprint you can:

- Print quilting stencils to stitch through for a perfect quilting line
- Print foundations for clean and easy tear away
- Trace designs from books and magazines
- Print with inkjet and laser printers or copy machines

ELECTRIC QUILT

Quilt design software for the everyday quilter

EQ Wholesale Product Catalog



Follow EQ!



We're here to help!

Ordering Information

If you are looking to carry EQ products as a store or distributor, please contact our office for more information. Email Sales@ElectricQuilt.com or call 1-800-356-4219 during business hours.

Support

The Electric Quilt Company strives to offer the best technical support to its customers. Whether you're a store or distributor, **The Electric Quilt Company handles all technical support for the end user.** You are not expected to handle any support issues. Please direct your customers to ElectricQuilt.com or our support line at 419-352-1134.

Support is available 24/7 via our website, or feel free to email, use our live chat, or call during business hours.

Media Kit

You can find media kits for most products on our website.
<https://electricquilt.com/media-kits/>

Contact EQ

WEBSITE: ElectricQuilt.com

EMAIL: Sales@ElectricQuilt.com

CALL: 1-800-356-4219

Monday–Friday, 9:00am–4:30pm ET.

Closed on major US holidays.



Quilt was designed in EQ software by
Nancy Mahoney of NancyMahoney.com.